


Product Instructions

viega

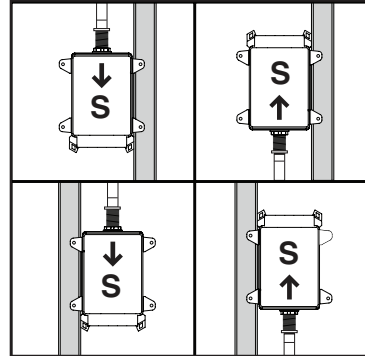
Ox Box™ 3/8" & 1/2" PEX Press Ice Maker Outlet Box

Ice Maker Valve



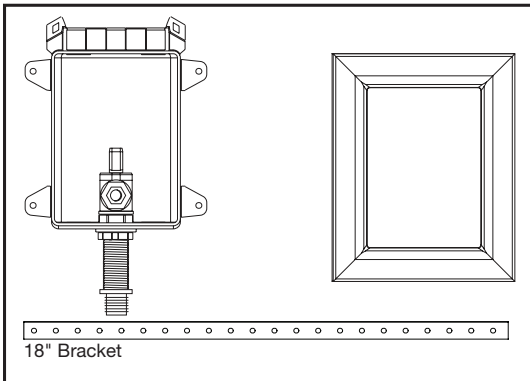
- Box Mounts Securely to Stud
- Durable ABS stands up to job site abuse
- High-quality, PEX Press quarter-turn ball valves

Determine Configuration of Box

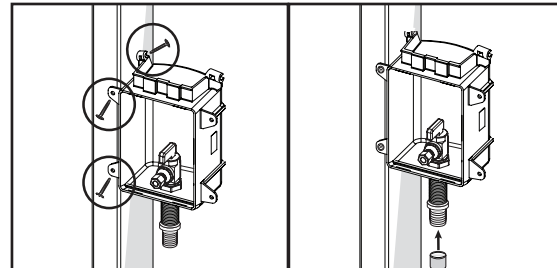


NOTE: Ox boxes are Designed for up to 5/8" thick dry wall or wall board material in order for the frames to fit on to the boxes properly

Standard Pack (Included Dust Cover Not Shown)

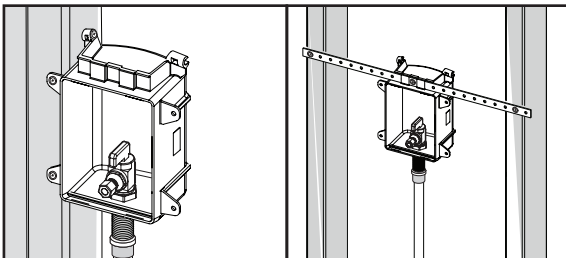


Installation Against Studs



1. Nail to stud using the top railway and two front railway tabs
2. Connect ViegaPEX using appropriately sized press tool. Refer to included PEX Press with loose sleeve product instructions sheet.

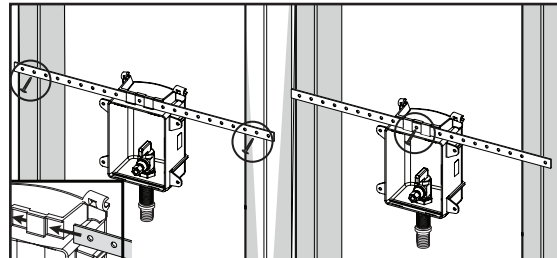
Determine Placement of Box



Against Stud
(Strongest Installation)

Floating

Installation Floating



1. Slide bar into top channel. Secure bar to studs. Add bar to bottom as desired.
2. Screw box to bracket (screw through bracket first.)

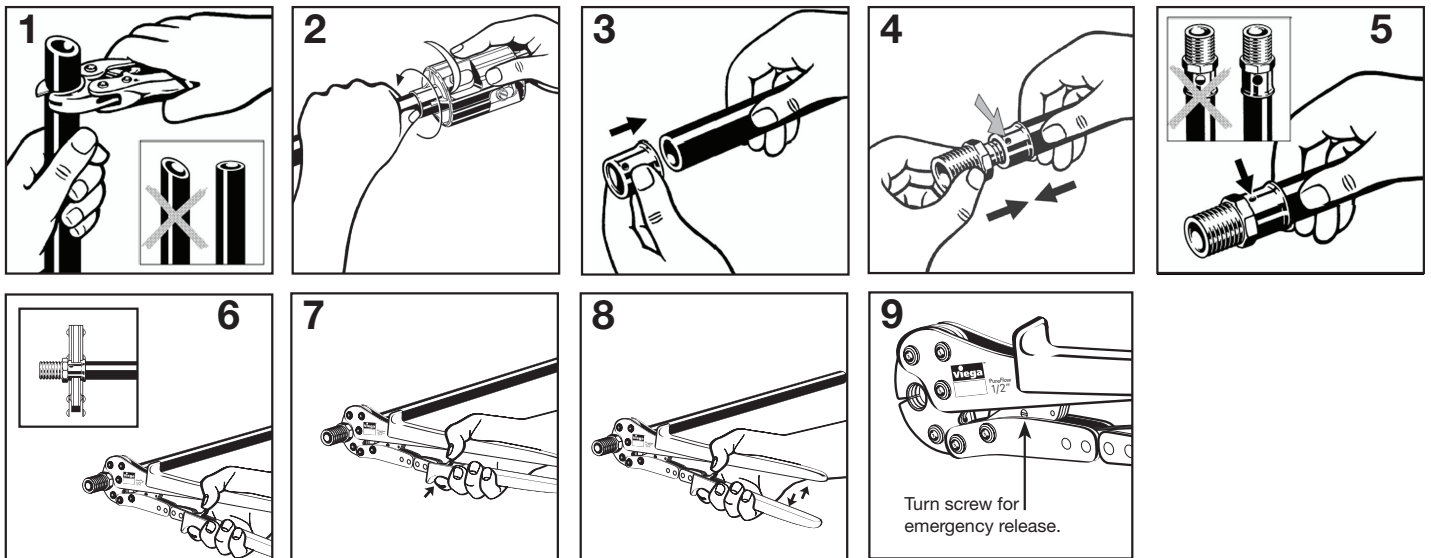
Viega... The global leader in plumbing and heating systems.

301 N. Main, 9th Floor • Wichita, KS 67202 • Ph: 800-976-9819 • Fax: 800-976-9817 • E-Mail: insidesales@viega.com • www.viega.com

Product Instructions

viEGA

Zero Lead PEX Press Loose Sleeves



1. Square off tubing to proper length. Uneven, jagged or irregular cuts will produce unsatisfactory connections.
2. If using FostaPEX tubing, insert into prep tool, push and turn until no more resistance is felt. If using ViegaPEX, continue to step 3.
3. Slide press sleeve fully over end of tubing.
4. Insert press fitting into tubing and engage fully.
5. Check full tubing insertion at view hole of sleeve.
6. Position press tool perpendicular over press sleeve and close tool jaws to engage ratchet.
7. Close handles, utilizing trigger to reduce grip span if desired.
8. Extend handle and continue ratcheting until automatic tool release occurs at proper compression force.
9. **Warning:** The connection is not leakproof when the tool has been opened by emergency release.

"Zero Lead" identifies Viega products meeting the lead free requirements of California and Vermont law, effective January 1, 2010, as tested and listed against NSF- 61, Annex G.

Viega... The global leader in plumbing and heating systems.

301 N. Main, 9th Floor • Wichita, KS 67202 • Ph: 800-976-9819 • Fax: 800-976-9817 • E-Mail: insidesales@viEGA.com • www.viEGA.com